

## Morpeth First School Knowledge Organiser Art

Topic: Line and Drawing –	Year group	Term
Wassily Kandinsky Shapes and lines with meaning	Year 4	6 sessions

### Background knowledge

Wassily Kandinsky was a Russian painter and art theorist. Kandinsky is generally credited as the pioneer of abstract art. Born in Moscow, Kandinsky spent his childhood in Odessa, where he graduated at Grekov Odessa Art school. He enrolled at the University of Moscow, studying law and economics.

### What should I already know?

- I can use my sketches to produce a final piece of work.
- I can annotate my sketches to show my thought process.
- I can use different grades of pencil shade, to show different tones and texture




National Curriculum Objectives / Key Skills	The Journey
<p><u>NC Objectives</u></p> <ul style="list-style-type: none"> <li>• To create sketch books to record their observations.</li> <li>• To improve their art and design techniques, including drawing, with a range of materials.</li> </ul> <p><u>Key Skills</u></p> <ul style="list-style-type: none"> <li>• I can identify and draw simple objects, and use marks and lines to produce texture.</li> <li>• I can use line, tone, shape and colour.</li> <li>• I can explain why I have chosen specific materials to draw with.</li> </ul>	<ol style="list-style-type: none"> <li>1. Explore the work on Kandinsky</li> <li>2. Listen to a piece of music while sketching as Kandinsky did when he worked.</li> <li>3. Develop drawing while exploring a range of drawing tools.</li> <li>4. Draw final piece in their chosen media.</li> <li>5. Colour final piece final piece</li> <li>6. Evaluate final piece</li> </ol>

### Outcomes

Working towards: I can create a piece of artwork using a range of line, shapes and colour

Expected: I can create a piece of art work based on the work of Kandinsky considering tone, shape and colour.

Exceeding: I can create a piece of art work based on the work of Kandinsky and can explain why I've chosen to use the materials I have.

Key Vocabulary	Timeline / Diagrams
<p>Artist- Someone who creates artwork such as drawings, paintings, collage and sculptures</p> <p>Colour </p> <p>Drawing - A form of art which uses different drawing tools, such as a pencil or charcoal, to make a picture.</p> <p>Line - A curved or straight mark made with a pencil or pen.</p> <p>Sketch book – A book which you record your thoughts and ideas to help with your final design.</p> <p>Pencil - A tool for drawing.</p> <p>Pastels – coloured art material in the form of a stick</p> <p>Charcoal – a small stick of graphite used for drawing.</p> <p>Materials – different things that can be used to draw with.</p> <p>Annotate – To make notes</p> <p>Graded pencil – pencils that create different kind of marks.</p> <p>Tone – exploring light and dark.</p> <p>Annotate- Make notes</p> <p>Texture – how something looks or feels.</p> <p>Shade – exploring light and dark.</p>	 

Key people / places
<p>Wassily Kandinsky Russia</p>

Assessment questions / outcomes
<p>What does this make you think of?</p> <p>What things can we see in all of Kandinsky's artwork?</p> <p>How does the music make you feel?</p> <p>Why did you choose that material?</p> <p>How can you show shade and tone?</p> <p>How do you feel about this drawing?</p>

How can you use this in you final piece?  
How is your image like Kandinsky's