

Morpeth First School Knowledge Organiser Art

Topic: painting	Year group	Term
Henri Rousseau Adding tone through light and dark	Year 2	6 sessions Autumn 1

Background knowledge

Henri Rousseau (21 May 1844 – 2 September 1910) was a French post-impressionist painter in the Naïve or Primitive manner. He was also known as Le Douanier (the customs officer), a humorous description of his occupation as a toll and tax collector. He started painting seriously in his early forties; by age 49, he retired from his job to work on his art full-time.^[4]

Ridiculed during his lifetime by critics, he came to be recognized as a self-taught genius whose works are of high artistic quality. Rousseau's work exerted an extensive influence on several generations of avant-garde artists.

What should I already know?

- I can name the primary and secondary colours.
- I can mix paint to create all the secondary colours.




National Curriculum Objectives / Key Skills	The Journey
<p><u>NC objectives</u></p> <ul style="list-style-type: none"> • To use painting to develop and share their ideas, experiences and imagination. • To develop a wide range of art and design techniques in using colour, pattern, texture, line, shape, form and space. <p><u>Key Skills</u></p> <ul style="list-style-type: none"> • I can mix and match colours and predict outcomes. • I can make tints by adding black or white. • I can choose to use thick and thin brushes as appropriate. 	<ol style="list-style-type: none"> 1. Explore the work of Henry Rousseau. 2. Recap on primary and secondary colours. 3. Explore tints by adding black and white to a primary or secondary colour. 4. Explore the effects of using different tools to apply paint including different sized brushes. 5. Draw an animal in the style of Henry Rousseau. 6. Paint final piece by mixing the correct colours and choosing the right tools.

Outcomes

Working towards: I can create the secondary colour I need to paint my final piece.

Expected: I can draw and paint an animal by mixing my own colours and shades and choosing the correct tools.

Exceeding: I can draw and paint an animal in the style of Henry Rousseau by mixing my own colours and shades, choosing the correct tools and explaining my decisions.

Key Vocabulary	Timeline / Diagrams
<p>Colour - </p> <p>Paint – A coloured substance used to decorate or create a design.</p> <p>Primary Colour – Red, yellow and blue. You can't make these colours out of any other colours.</p> <p>Secondary colours – Purple, orange and green. Made by mixing primary colours.</p> <p>Mix – to combine together.</p> <p>Explore – to investigate.</p> <p>Recap – To go over learning again.</p> <p>Tint/shade – making a colour darker or lighter.</p> <p>Tools – The equipment used to do a particular job.</p>	 

Key people / places
<p>Henry Rousseau France</p>

Assessment questions / outcomes
<p>What do you like/dislike about the work of Henry Rousseau</p> <p>What are the 3 primary colours?</p> <p>What are the 3 secondary colours?</p> <p>How do we make them?</p> <p>What will happen if you add white or black to this colour?</p> <p>What size brush should you use?</p> <p>Which is the best tool for your painting?</p>